



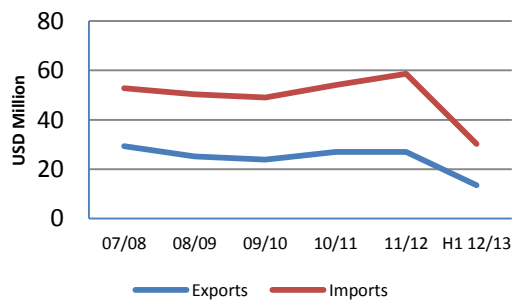
# Egypt

## General Information

Capital	Cairo	Head of State	
Area	About 1 million km <sup>2</sup>	President HE Dr. Mohamed Morsi	
Official language	Arabic		
population	84.6 million (June 2013)	Head of Government	
Exchange rate	USD 1 = 6.29 EGP (Jul – Mar 2013)	Prime Minister Hisham Qandil	

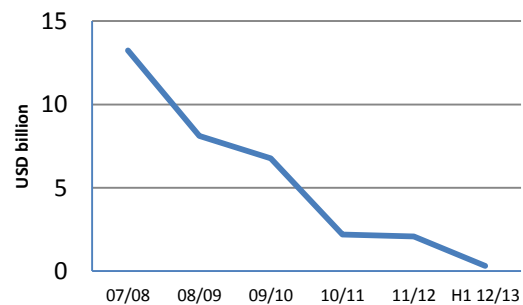
Recent Economic Indicators	07/08	08/09	09/10	10/11	11/12	H1 12/13
GDP (current prices) (USD bn)	162.69	189.09	218.89	235.995	257.26	145.17
GDP per capita (USD)	2,186	2,486	2,814	2,966	3,126	3,471
Real GDP growth (% change yoy)	7.2	4.7	5.1	1.8	2.2	2.3
Current account balance (USD m)	888	-4,424	-4,318	-6,088	-7,928	-3,044
Current account balance (% GDP)	0.5	-2.3	-2.0	-2.6	-3.1	-1.1
Goods & Services exports (% GDP)	33.0	25.0	21.3	20.6	18.6	17.3
Inflation (% change yoy)	11.7	16.2	11.7	11.0	8.6	5.8

**Egypt Trade**



Source: Central Bank of Egypt

**Net FDI in Egypt**



Source: Central Bank of Egypt

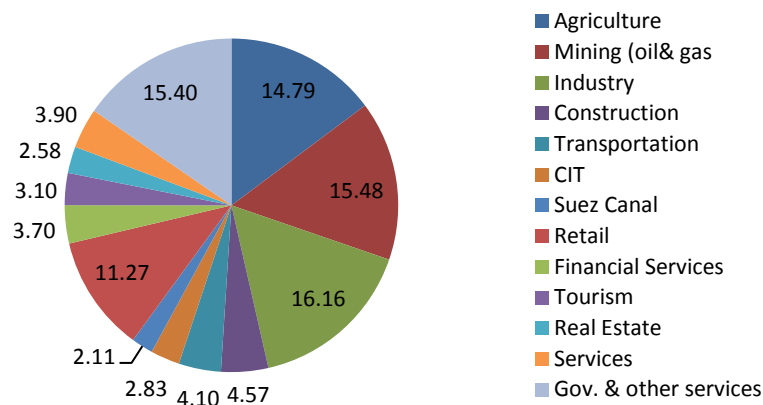
## Egypt Main Trade partners H1 2012/2013

United States of America	9.7%
Italy	8.5%
China	5.8%
United Arab Emirates	5.1%
Germany	5.0%

## Top Countries Invested in Egypt 2011/2012

United Kingdom of Britain	USD 5.82 billion
Belgium	USD 2.09 billion
United States of America	USD 0.58 billion
United Arab Emirates	USD 0.56 billion
Netherland	USD 0.41 billion

## GDP Sectoral Breakdown 2011/2012 (%)



Source: Ministry of Planning